

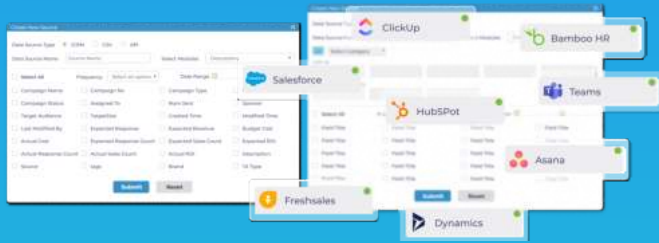


Instantly drive focus with simple target setting, leaderboards, performance tracking, competitions, and reward mechanics

perform

DATA

Multiple options are available to easily connect one or multiple data sources to measure the results and activities across the whole business



Data Upload

Upload data in CSV and XLS

API Connector

Use the API connection and SSO feature to stream data

Internal Data

Data captured in iStrives is available to track performance easily

TARGET BUILDER

Set up targets for your team to keep them focused and motivated towards the ultimate business goals



Clear targets

Create transparent and measurable targets against each business metrics



Set Scales

Set red, amber, green; gauge percentages to give visual gauges of performance



Stars

Use stars to measure performance consistency and define ranges for each star



Variable Incentives

Use weightages to build a sophisticated incentive scheme and align outcomes to business impact



Real Reward

Give a monetary reward for performance linked to differing performance outcomes

PERFORMANCE TRIGGERS

Automate performance interaction with custom triggers that digitize observations and turn them into instant actions



Automation

Automate the triggering of notifications, various actions, rewards, and incentives

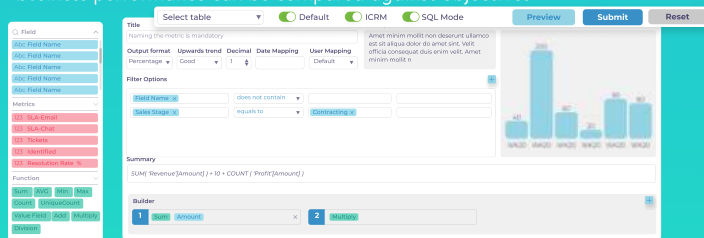


Trigger Builder

Drag and drop measurements to set various conditions that trigger an action

METRIC BUILDER

With just a few clicks, convert data into any number of metrics so that business performance can be compared against objectives



Calculator


Drag and drop data points and formulas to easily build a metric

Format

Multiple formatting options combined with filters to shape measurements

SCORECARDS

Combines the set targets and metrics into visual gauges to give instant performance feedback and prioritization. You are in total control to set the number of metrics and keep everyone aligned



Assess and analyze

With just a click, see the details behind the scorecard.

Drill down to an individual team member's performance and filter results by period to get the view you need.

Toggle between a summary and average view to see how consistent each person is performing daily

Always on time update for everyone

Keep each team member updated, focused, and motivated by giving them access to their own scorecard so they can see their own performance at any time